



MOVE-IN GUIDE

2025 - 2026



UAB The University of
Alabama at Birmingham.

Student Housing and Residence Life

WE ARE VERY EXCITED TO WELCOME YOU TO THE UNIVERSITY OF ALABAMA AT BIRMINGHAM!

To help make your transition to on-campus living as smooth as possible, we have gathered some basic information for move-in.

Continue to check your UAB email throughout the summer for important information about living on campus!

DATES & DEADLINES

JUNE 02	Roommate Request Deadline
JULY 01	1st round of assignments emailed to applicants
JULY 14	2nd round of assignments emailed to applicants
JULY 21	Last day to request a change or swap through My Housing
JULY 28	3rd round of assignments emailed to applicants

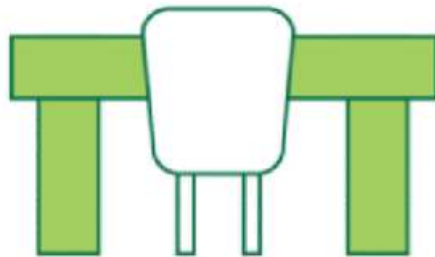
AUGUST 20 - 24
Housing Move-In

WHAT'S IN MY ROOM?


Furniture - One per resident



Twin XL Bed + Mattress



Desk + Chair



Dresser



Closet

No worries about utilities - They are included!

- Electricity & Water
- Heating & Air
- Cable Television Service
- Ethernet & Wireless Network Connections
- Free Online Streaming Service
- Free Laundry Swipes - 6 per week

View residence hall floor plans and photos on [our website!](#)

Security

Whenever you leave your room (even for a few minutes), lock your door. Your hall and room are as safe as you make them. Also, be sure to write down the serial numbers for all electronic devices that you bring and store that list in a safe place.

Walls & Ceilings

Do not insert any items (flat panel TVs, hooks, nails, etc.) into the walls or ceilings of your room. You can hang posters or paper items on the walls and ceilings with white sticky-tack or blue painters tape.

Paying for Housing

Your semester housing charges will be placed on your student account along with tuition and other fees. Fall charges are posted to student accounts in late July. Information about payment deadlines is available at uab.edu/whentopay.

Collegiate Bed Loft

UAB Student Housing & Residence Life partners with Collegiate Bed Loft to provide products that maximize your living space. From delivery and install before you move-in to pick up after you move-out, CBL meets practical needs so you can focus on the bigger things only you can do.

Bedlofts



Blazer Hall

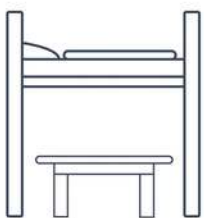


Futons

Safes



And More!



CBL
MORE THAN LOFTS

Click on the logo to the left for more info and to access the product catalogue!



SAFETY

UAB has many campus-wide features to foster a **safe and secure environment:**

- Residence Halls are locked 24/7 - ONE Card access is granted to residents only
- Front desks at each residence hall are staffed 24/7
- UAB Police Department has a Police Precinct specifically for Student Housing and Residence Life
- Over 400 Help Phones are located on campus that connect directly to UAB Police Department
- Blazer Express bus service that provides free rides around campus for students

To **increase** your safety:

- Always carry your cell phone
- Always let your roommate or someone know when/where you are going and when you expect to return
- Download the free [Rave Guardian app](#)
- Refer to the [UABPD Website](#) for additional information

Before Your Arrival

1. Pick up your ONE Card

Your UAB ONE Card is your student ID and you will need it to check into your room, for entry into your residence hall, and to use your Meal Plan, Dragon Cash, and Blazer Bucks.



2. Contact Your Roommate

After you know who your roommate is, think about what items you will share and who will bring them (TV, appliances, cleaning products, etc.)



3. Set Up your ResNet Account (Residence Hall Wifi)

You will be sent an email before move-in explaining how to set up your internet connection and MyResNet account. For more information, [click here](#).




4. Transportation Options

Register your bike and pre-order your bike permit. Looking to have a car on-campus? Pre-order your parking permit at www.uab.edu/transportation/. Take time to familiarize yourself with the UAB Blazer Express, Birmingham Max bus route, or Zyp Bikeshare.



5. Complete the On Boarding Module

You will be added to the Canvas course for the required virtual residential onboarding module no later than the first week in August. Continue to check your UAB email for information about the module.



6. Attend Your Mandatory Floor Meeting

In early August, you will receive an email from your Resident Assistant (RA). Your RA will welcome you to the community and provide details for your first-floor meeting, which will be hosted on Zoom before move-in begins.

RENTERS INSURANCE

It is highly recommended for residential students to purchase renter's insurance. UAB is not responsible for damages (water, smoke, etc.) or theft of student property. In some cases, the resident parent/guardian homeowner's policy may extend coverage to room and property in on-campus housing, but it is strongly advised that residents check with an insurance agent. To view a video about renters insurance and review information about various policy options via National Student Services, Inc. (NSSI) visit the [NSSI WEBSITE](#)





CHECK-IN




UNLOAD



UNLOAD



UNPACK



UNPACK



SET UP



SET UP

YOUR MOVE

You can help make this a great experience by reviewing the information sent to you prior to move-in and ensuring you have done everything requested before you get to campus.

01

SIGN UP FOR YOUR MOVE-IN TIME SLOT

Move-in is structured around individual assigned move-in times. Move-in sign-ups are first come, first served. If you are considered an early arrival (i.e., Honors College, Band, etc.), your Program Coordinator will contact you about your move-in day and time. Continue to check your UAB email for updates as information about signing up for your move-in timeslot will be sent in August.

02

PACK AND LABEL YOUR BOXES WITH YOUR NAME, RESIDENCE HALL, AND ROOM NUMBER

Cardboard boxes are preferred to plastic containers so they can be broken down and stored under the bed. We recommend not throwing boxes away so they can be quickly reassembled and packed for move-out at the end of the academic year.

03

LIMIT YOUR PACKING AS MUCH AS POSSIBLE

Please make every effort to pack in one mid-size vehicle to limit traffic and congestion. We ask that you refrain from bringing trailers due to limited parking. Think about waiting to bring winter clothing/shoes until after Fall Break in November.

04

COMPLETE THE ONBOARDING MODULE AND ATTEND YOUR FIRST FLOOR MEETING

You should complete the Residential Onboarding Module in Canvas and attend your first floor meeting hosted by your Resident Assistant on Zoom before coming to campus to move in. Continue to check your UAB email for updates to ensure you have all the necessary information to move in.

05

UNLOADING YOUR VEHICLE AT MOVE-IN

Students will have 20-30 minutes to unload their car. All cars must be moved to the parking deck once unloaded-one person must stay with the vehicle while others unload. Set up may take as long as you need, but please be aware that other students will need elevators for moving in so consider using the stairs if possible.

06

COMPLETE YOUR ROOM CONDITION REPORT

Once you check-in, you will receive an email asking you to complete your electronic Room Condition Report (RCR), noting any damages or issues in the room that were present when you arrived. Residents must complete their RCR within 48 hours of check-in.

YOUR MOVE

6 steps to ensure a smooth move-in experience

SIGN UP FOR YOUR MOVE-IN TIME SLOT

1

Move-in is structured around individual assigned move-in times. Move-in sign-ups are first come, first served. Continue to check your UAB email for updates as **information about signing up for your move-in timeslot will be sent in August.**

If you are considered an early arrival (i.e., Pre-season athlete, Band, sorority recruitment etc.), your Program Coordinator will contact you about your move-in day and time.



2

PACK AND LABEL YOUR BOXES WITH YOUR NAME, RESIDENCE HALL, AND ROOM NUMBER

Cardboard boxes are preferred to plastic containers so they can be broken down and stored under the bed. We recommend not throwing boxes away so they can be quickly reassembled and packed for move-out at the end of the academic year.

LIMIT YOUR PACKING AS MUCH AS POSSIBLE

3

Please make every effort to **pack in one mid-size vehicle** to limit traffic and congestion. We ask that you **refrain from bringing trailers** due to limited parking. Think about waiting to bring winter clothing/shoes until after Fall Break in November.



4

COMPLETE THE ONBOARDING MODULE & ATTEND YOUR FIRST FLOOR MEETING

You should complete the Residential Onboarding Module in Canvas and attend your first floor meeting hosted by your Resident Assistant on Zoom before coming to campus to move in. Continue to check your UAB email for updates to ensure you have all the necessary information to move in.

5

UNLOADING YOUR VEHICLE AT MOVE-IN

Students will have 20-30 minutes to unload. All cars must be moved to the parking deck once unloaded-**one person must stay with the vehicle while others unload.** Set up may take as long as you need, but please be aware that other students will need elevators for moving in so consider using the stairs if possible.

COMPLETE YOUR ROOM CONDITION REPORT

Once you check-in, you will receive an email asking you to complete your electronic Room Condition Report (RCR), noting any damages or issues in the room that were present when you arrived. **Residents must complete their RCR within 48 hours of check-in.**

6



Specific details about move-in, including traffic routes and maps, will be sent in **early August**. Continue to monitor your UAB email account for important updates!

YOUR MOVE



Specific details about move-in, including traffic routes and maps, will be sent in **early August**. Continue to monitor your UAB email account for important updates!

Remember - you will only have **20-30 minutes to unload your items** before moving your vehicle out of the unloading zone.

- All items should fit in one mid-size vehicle. If you have more than one vehicle, the second vehicle must be unloaded from the parking deck or pulled into the unloading zone at a later time. Please refrain from bringing trailers due to limited parking.
- Set up may take as long as you need, but please be aware that other students will need elevators for moving in so consider using the stairs if possible.
- Consider purchasing some items locally to minimize transporting and unloading essential items.
- If you are considered an early arrival (i.e., moving on campus before August 20), your Program Coordinator will contact you about your move-in day and time.

WHAT TO BRING

● Linens & Laundry Supplies

- Sheets and pillowcases (XL twin)
- Towels
- Pillows
- Mattress Pad (XL Twin)
- Blankets
- Comforter
- Laundry Bags or Basket
- Clothes Hangers
- Laundry Detergent and Stain Remover

● School Supplies

- Flash Drives
- Notebooks
- Folders with pockets
- Sticky notes
- Highlighters and pens
- Backpack

● Health

- Hygiene products
- Aspirin or other pain reliever
- Medications
- Small first-aid kit
- Cough drops
- Thermometer
- Hand sanitizer

● Electronics

- Laptop
- HDMI Cord
- Surge Protector
- Device Chargers

● Clothing

- Pack for warm weather
- Heavy sweaters and overcoats are bulky and nonessential until early November
- Raincoat & Umbrella

● Household Items

- Tissues
- Toilet paper
- Coffee mugs
- Water bottle
- Cups, plates, and bowls
- Utensils
- Trash bags
- Trashcan
- Light bulbs (for any lamps)
- All-purpose cleaner
- Plastic storage bags
- Dish soap
- Disinfectant wipes & spray

● Shared Items- Check with Roommate(s)

- TV
- Microwave (Blazer/Camp/Rast)
- Small Airfryer
- Art/Decorations
- Painter tape or removable adhesive strips

WHAT NOT TO BRING

● Items Not Permitted in Residence Halls:

- Toaster Oven
- Toaster
- InstaPots and pressure cookers
- Any open coil appliances
- Hot plates
- Halogen Lamps
- Medusa Lamps
- Extra bed or mattress
- Incense
- Candles
- Lighters and matches
- Fireworks
- Tobacco products (including vapes)
- Drugs
- Drug Paraphernalia
- Alcohol
- Alcohol paraphernalia (*including alcohol-related decorations*)
- Weapons (*including pocket knives and airguns*)
- Pets (*including fish and preserved specimens/bones*)
- LED Lights
- Charcoal/Gas



For a full list of permitted and prohibited items in the residence halls, as well as safety and community living guidelines, please review the [Residence Life Handbook](#) on [our website](#).



THINGS TO KNOW



ONESTOP

One Stop Student Services

✉ onestop@uab.edu

☎ 205-934-4300

One Stop is conveniently located on the first floor of the Hill Student Center. Members of the One Stop team can assist you with meal plans, financial aid, parking, paying your bill, and more. If you have any questions prior to move-in, feel free to contact them!

Campus Dining

📷 @UABDining

🌐 [Dining Locations](#)

UAB has a vast selection of dining locations across campus. All students who live on campus are required to purchase a meal plan. Visit the [Meal Plan Website](#) to find a plan that's right for you and sign up online.



Parking & Transportation


🌐 [Parking Website](#)


If you plan to bring a car to campus, you can purchase a parking permit from UAB Parking and Transportation. On their website, you will also find information for Blazer Express, the UAB campus bus service, as well as bike resources and education.




CONTACT US


Main Housing Office

 900 17th Street South
103 Gold Hall
Birmingham, AL 35205


 205-996-0400

Residence Life Office

 1600 10th Avenue South
1100 McMahon Hall
Birmingham, AL 35205

 205-975-4575

 studenthousing@uab.edu

 uab.edu/housing

Don't forget to continue to **monitor your UAB email!** All important information about move-in and the start of the semester will be sent to this email address so it is important that you **begin to check it regularly.**



Follow us on Instagram!

@UABHousing



Thank you!